

BRANDING & SPONSORSHIPS

**POSITION
YOUR BRAND**
AT THE FOREFRONT OF THIS
RAPIDLY EVOLVING FIELD!



MAY 31 - JUNE 1

West Palm Beach Convention Center
WEST PALM BEACH, FLORIDA



DIGITAL SIGNAGE

\$50,000

OUTDOOR DIGITAL DISPLAY BOARD

Your event will be listed on the Palm Beach County Convention Center's outdoor marquee on Okeechobee Boulevard

The marquee's prime location on one of the main entrances into downtown which generates more than 30 000 viewable impressions per day

Digital Display Board Size 1920 x 1080 px



NORTH ENTRANCE

ENTRANCE DOORS

\$15,000

Dimensions

Horizontal Windows (A): 6.9' W x 1.91' H

Vertical Windows (B): 3' W x 4.87' H

Small Windows (C): 3' W x 1.89' H

Door Glass Panels (D): 2.7' W x 6.7' H




PORTE COCHERE

\$7,500 / COLUMN

Dimensions

Columns (x12) (B): 11.5' W x 12' H



SOUTHEAST ENTRANCE

ENTRANCE \$7500 / COLUMN

Dimensions

8' W x 15' H (lights around column)
Recommend wraps to be 6'6" H as
shown in example (7) Columns Available



ENTRANCE DOORS \$15,000

Dimensions

Large Windows (A): 6.5' W x 4.7' H
Long Windows (B): 6.5' W x 1.9' H
Door Glass Panels (C): 2.6' W x 6.6' H



CIRCLE DOORS \$15,000

Dimensions

Large Windows (A): 6.6' W x 4.6' H
Long Windows (B): 6.6' W x 1.9' H
Door Glass Panels (C): 2.5' W x 6.6' H




EXHIBIT HALL B LOBBY

EXHIBIT HALL B LOBBY



\$75,000 BOTH COLUMN (B)

\$75,000 AIRWALL (C)

**\$50,000 CARPET CLINGS (D) UP TO (6):
SIZE MAY VARY**

Dimensions

Large Windows (A): 6.5' W x 4.7' H
Long Windows (B): 6.5' W x 1.9' H
Door Glass Panels (C): 2.7' W x 6.7' H



EAST CONCOURSE WALL

\$75,000 ENTRANCE (A)

\$75,000 ENTRANCE (B)

Dimensions

Exhibit Hall B Entrance (A): Available Upon Request
Exhibit Hall B Left Wall (B): 13' W x 12' H

EXHIBIT HALL B LOBBY

EXHIBIT HALL B LOBBY

\$25,000

Dimensions

Large Windows (A): 6.5' W x 4.7' H

Long Windows (B): 6.5' W x 1.9' H


Door Glass Panels (C): 2.7' W x 6.7' H

BOX OFFICE

\$25,000

Dimensions

8'7" W x 6' H




NORTH AREA

NORTH CONCOURSE

\$25,000 GLASS RAILINGS (A)

\$25,000 GLASS RAILINGS (B)

\$25,000 ESCALATOR GLASS RAIL (C)



Dimensions

GLASS RAILINGS (A)

End Glass Panels: 3' W x 3.4' H

Middle Glass Panel: 4' W x 3.4' H

GLASS RAILINGS (B):

End Panels: 4.6' W x 3.4' H

Middle Panels: 3.9' W x 3.4' H

Full length banner: 17' W x 3.4' H

*gap of 0.5" in between panels.

ESCALATOR GLASS RAIL (C):

(4) Glass Rails

(1) Glass Rail

(1) Panel

(6) Panels per Rail

24'W x 23" H

6'W x 23" H

PUBLIC AREAS

FLAGS
\$50,000

Dimensions

Available upon request

